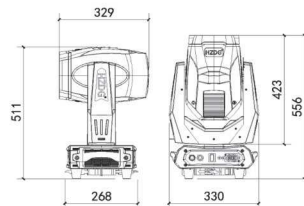
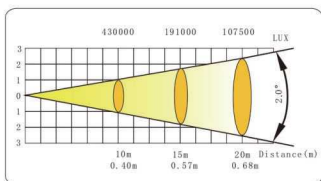


# HZ-311B


300W/311W moving head beam light



## Technical Parameter

**Input voltage:** AC100V-240V/50-60HZ  
**300W light source:** Philips 300W, 3000 hours long life  
**311W light source:** OSRAM SIRIUS HRI 310W, 4000 hours long life  
**Rated power:** 400W/410W  
**Channel mode:** 16/18/24 channels, the default 24 channels  
**Horizontal Scanning:** 540 degrees  
**Vertical scanning:** 270 degrees  
**Dimming system:** 0-100% linear adjustment  
**Optical system:** using a diameter of 152MM large-diameter optical lens, spot thick and full  
**Focusing system:** linear adjustment, 3 meters to infinity  
**Frost system:** 1 independent frost effect, soft and natural light spot  
**Beam angle:** 1.8 degrees  
**Color temperature correction:** 3200K-7500K  
**High-speed strobe:** 5-13 times / second mechanical strobe effect. Adjustable speed, random strobe  
**Color:** 14 colors + open. With rotating rainbow effect. Color half-color function  
**Fixed gobos:** 14 patterns + running water + open. forward and backward rotation, with gobo shaking function  
**Prism system:** 8 prisms and 8+16 prisms, each prism rotates forward and backward individually, two prisms can be stacked for better effect.  
**Macro function:** console reset function, console switch bubble function, built-in self-propelled function.  
**Display:** 1.8-inch LCD color liquid crystal display screen  
**Control signal:** DMX512, with RDM function.  
**Net weight:** 15.5KG  
**Gross weight:** 17.5KG  
**Product size:** 331\*258\*530MM(L\*W\*H)  
**Packing size:** 425X415X575MM

## Color



## Fixed Gobo

